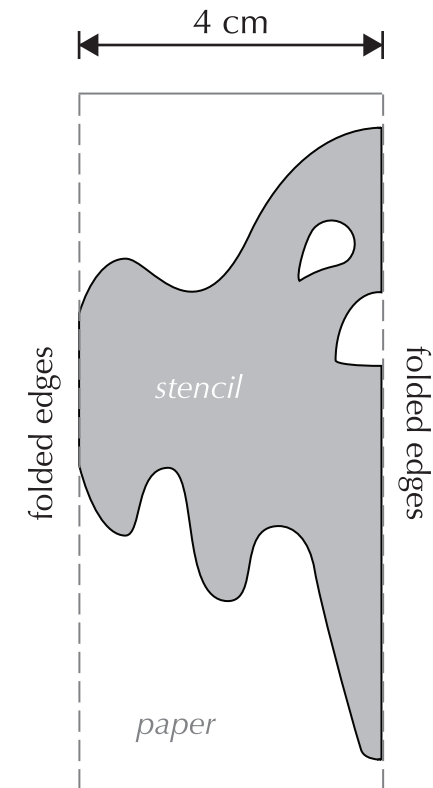
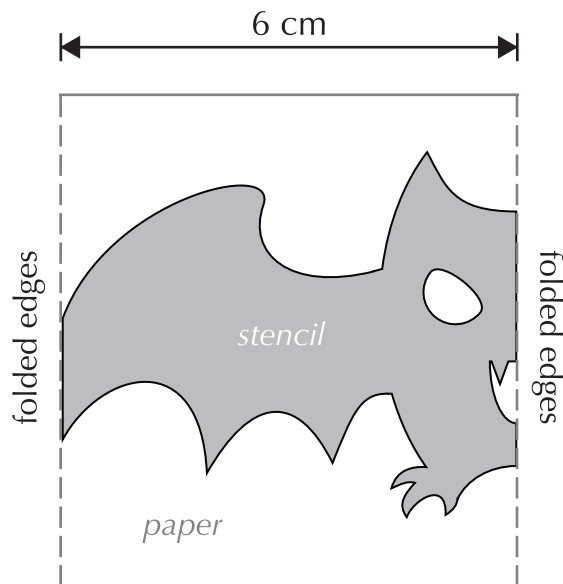
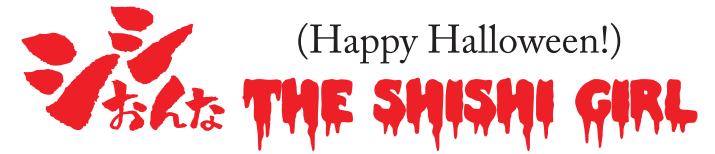


Bat and Ghost

Halloween papercut chains

Print and cut out your stencil pieces - the gray area remains, the white is cut away. Fold a long strip of tissue paper back and forth ("accordian" style) into segments the same width as the stencil. Lay your stencil on the top layer and trace around it lightly with a pencil. Using sharp scissors, cut through all the layers of tissue paper along the traced lines. When you unfold the paper, you should have a long chain of bats or ghosts.



finished chain of bats



finished chain of ghosts



free to distribute, but please do not sell these patterns
more papercutting patterns can be found at shishigirl.blogspot.com